


Recommendation

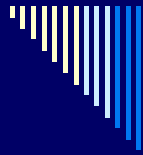
Reduce One House at Samohi



Principles and Parameters of Samohi's Redesign Process


1/2003

- Personalization
 - Create settings where teachers and students can know each other well.
 - Intellectual Mission
 - Articulate a common intellectual mission for all students.
 - Community Partnership
 - Work closely with family and community.
 - Professional Learning Community
 - Conduct a professional learning community defined by enhanced collaboration.
-




Samohi Reorganization

- The District is committed to:
 - Supporting the house system structure
 - Maintaining the essential feature of 550 students and 25 teachers of the original design
 - Maintaining the principles and parameters of the original design
 - Maintaining similar ratios of support



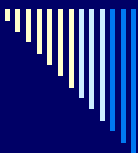
The Process

- Discussions during 2007-08
- Discussions during 2008-09:
 - Board Meetings/Workshops – Feb. 5, Mar. 4, May 5, and May 21
 - Presentations/Discussions – Samohi PTA, African-American Parents Group, ELAC, ASB, IPC, and SMMCTA
 - Samohi House Principals and School Principal



Factors Considered


- Enrollment has decreased since the House system began.
 - 3,449 to 2,942
 - Equals a loss of one house – 507 students
- Loss of district revenues
- Equity – staffing at secondary schools



Samohi Future Enrollment*

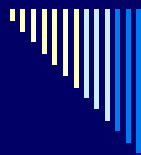
Year	2009 students rolled forward	Demographer's projection
2008-09	2886	2863
2009-10	2918	2853
2010-11	2902	2866
2011-12	2810	2914
2012-13	2733	2928
2013-14	2643	2951
2014-15	2602	2946

*SDC not included




Six vs. Five Houses

	6 Houses	5 Houses
House Principal	1	1
Students	490	588
Advisors	2	2
Student/Advisor Ratio	245:1	295:1
Outreach Specialists	1	1
Teacher Leader	2 periods	1 period



Six vs. Five Houses

	Six Houses	Five Houses
Enrollment	2942	2942
Advisors	12	10
Student-to-Advisor Ratio	245	295
Outreach Specialists	6	5
College Counselor	2	2
Supplemental Counselors	1	1
Student-to-Clerical Support Ratio	155	164
Principals	1	1
Assistant/House Principals & Dean	7	6
Student-to-A.P./Dean Ratio	421	491



District Secondary Comparison

	Samohi (5 Houses)	MHS	JAMS	Lincoln
Enrollment	2942	1163	991	1181
Advisors	10	3	3	3
Student-to-Advisor Ratio	295	388	330	394
Outreach Specialists	5	0	0	0
College Counselor	2	1	0	0
Supplemental Counselors	1	1	1	0.8
Student-to-Clerical Support Ratio	164	233	220	236
Principals	1	1	1	1
Assistant/House Principals & Dean	6	2	2	2
Student-to-A.P./Dean Ratio	491	582	496	591

